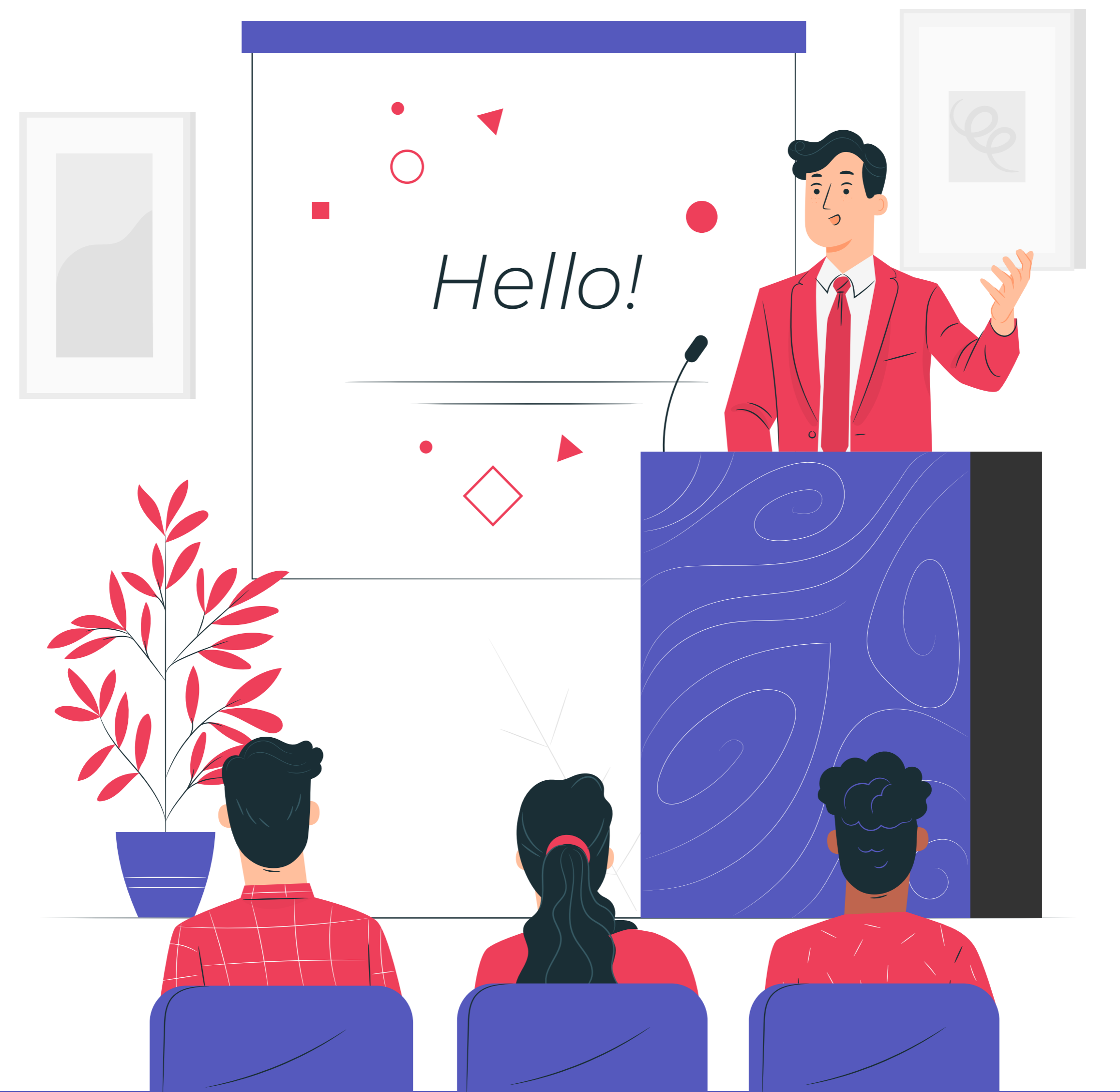


eMaester

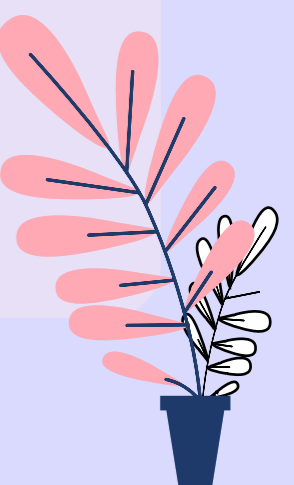
Certification in Montessori Teacher Training




Your chance to shape the future generation

Contents

1. About the Certification Program	1
2. Who was Dr.Maria Montessori	2
3. What's the Montessori Method?	3
4. Why learn the Montessori Method?	4
5. Eligibility criteria for admission	5
6. What will you learn in the Program?	6
7. How will you learn?	7
8. What's the training roadmap like?	8
9. What are the product offerings?	9
10. Real School Montessori Kit	10
11. How does it compare to our competitors?	12
12. What happens after the course?	13
13. FAQ's	14
14. About eMaester	16
• Annexure	17





About Certification Program

This program is designed to train you on the Montessori Method pertaining to the age group of 3-6 years. You will receive live online training from experienced and qualified trainers on the Montessori method which aims to look at a child holistically & helps you in becoming a guide in their cognitive, physical, social, spiritual and emotional development. Along with the training, you will receive a personal Montessori kit to help you on your learning journey. Our curriculum provides you with a rigorous and structured framework to build a solid foundation in the field of early years of education.

Highlights of the program:

- Teacher to student Ratio of 1:3
- 60 hrs of live ONLINE classes with a seasoned Montessori trainer
- Personal Montessori Kit worth Rs. 18,000 for hands on learning
- Reading material and video resources for relaxed learning
- 60 hrs of apprenticeship and observation in a live class with kids
- Live training to become an expert in using technology in the classroom
- Regular assignments, mocks & evaluations to ensure that your learning is on track
- Earning range INR 10,000 to INR 30,000 per month
- Develop a strong foundation for a long term career in Early education

Who was Dr. Maria Montessori



Born in 1870, she was an Italian physician and a trained scientist who used the scientific method to design a way of teaching for children- mainly aged 3-7 years. Montessori was appointed as an assistant doctor at the psychiatric clinic of the University of Rome in 1896, where she became interested in the educational problems of intellectually disabled children. Deriving the learnings from the feeble minded, she designed an education program for the healthy kids. She used these early observations to design the first school in Rome, the **Casa dei Bambini or “Children’s House.”**

Montessori constructed “Children’s Houses,” filled with tools and furnishings designed for children. These kids learned to dress themselves by practicing buttons, ties and laces. They taught each other to read and write with cut-out letters they could move around, and learned to count and do math with special glass beads they could hold in their hands. Montessori noticed children’s interest in the kinds of activities they saw around them in their homes, like sewing clothes or washing floors. Montessori described these activities as children’s “work.” Doing these tasks helped students become more independent and became a hallmark of the Montessori philosophy that remains evident to this day.

She has published numerous books (The Absorbent Mind, The Montessori Method, Secrets of Childhood etc) which have become the foundations of over **20,000 Montessori schools** all over the world.

The Montessori Method

The Montessori system is based on belief in the creative potential of children, their drive to learn, and the right of each child to be treated as an individual. It acknowledges that children have an innate desire to learn, and what they require is an environment to enable that learning to take place.



01. Respect for the Child:

Respect is shown for children by not interrupting their concentration. Respect is also shown by giving pupils the freedom to make choices, to do things for themselves, and to learn for themselves.

02. Sensitive Period

Montessori pedagogy believes there are certain periods during which children are more ready to learn certain skills. These are known as sensitive periods, and last only as long as is necessary for the child to acquire the skills.

03. The Prepared Environment

The Montessori method suggests that children learn best in an environment that has been prepared to enable them to do things for themselves. Always child-centered, the learning environment should promote freedom for children to explore materials of their choice.

04. The Absorbent Mind/ Self Education

Auto education, or self-education, is the concept that children are capable of educating themselves. This is one of the most important beliefs in the Montessori method. Montessori teachers provide the environment, the inspiration, the guidance and the encouragement for children to educate themselves.

Why learn the Montessori method?

- Sound scientific pedagogy based on real observations with children
- Get a chance to make real impact on lives of children through the Montessori method
- Montessori trained teachers have life lasting changes in attitudes when it comes to engaging with kids
- It's widely accepted

300+ Montessori schools in India

20,000+ Schools World wide

Montessori	Pre-school
Flexible curriculum	Rigid curriculum
Allow the child to learn at his/her own pace	Progresses at teacher's pace
Child is free to discover on his/her own	Constant guidance by the teacher
Scientific method of teaching	Non-scientific
Reality oriented	Much Role Play and Fantasy
Recognition of sensitive periods in each child	All children are treated alike
Multi-sensory material to develop specific skills	Play material for non-specific skills
Liberty to speak as he/she pleases	Silence is enforced
Focus on developing the child's wholesome personality	Focus on imparting maximum quantum of knowledge
Self-education through self correcting materials	Use of Reward or Punishment in motivation



Eligibility criteria for admission

Candidate must pursuing/
holding a bachelor's degree
or above

01

02


Over 20 years of age

Candidate should have a
decent command over
the English language

03

04

Candidate should have fair
computer skills & a good
internet connection



What will you learn in the Program ?

Module 1 - The Montessori Method

- Discussing the Maria Montessori, Method
- Understanding 'Normalization' & 'Deviation'
- Discuss Determinants of Development using case Studies
- Discussion on Fostering and Nurturing
- Child Psychology and Behaviour

Module 2 - Sensorial

- Discussion on how we enable children to gain the certain skills
- Discussion on how to create a prepared environment for the child
- Presenting Sensorial Materials as tools for Refinement of Senses
- How to implement The Principle of Isolation
- In depth knowledge of Sensorial Materials and how to present them to the students

Module 3 - Language

- In depth knowledge of language materials and how to present
- Role of an adult in helping the child adept at building Phoneme awareness to develop early Reading Skills
- Role of an Adult inculcating the proficiency in teaching correct Structure, Syntax and Grammar.
- Getting familiar with children's literature.

Module 4 - Mathematics

- Proficiency in the five groups of Montessori Mathematics - Numeracy, Decimal System, Linear Counting, Memorization & Passage to Abstraction
- Detailed knowledge of inter - relationships between the 5 groups
- Linear and Parallel Progression
- Proficiency is progressing from Concrete to Abstract

Module 5 - Culture

- Presenting Cultural lessons as 'Keys' for further exploration of the real world
- Learning to stimulate curiosity to make connections between items shown and the 'real world'
- Adept at developing observation and exploration with a Scientific mind

How will you learn?

Reading material

- A good teacher must be a good reader. We provide a whole lot of curated articles like the one below to improve understanding about Montessori.
https://drive.google.com/file/d/1-8cvi1Zn59gU6eInXNnj0xffDKcfuz6_/view

Video resources

- At times, a video can do all the explaining so that the time in class can be utilized for fruitful discussions. This model of learning is called Flipped learning and you will find it being used in the course quite often.
<https://vimeo.com/user26625021/review/667704916/2887acc698>

In-Class training

- The live classes are interactive and hands on. Take a glimpse of a clipping from a live training class on Action rhymes:
https://drive.google.com/file/d/1-4PCeFBrhC_XRsrSUwc9tQPFLNM6-dH/view

Post-Class assignments and quizzes

- Take a glimpse of one of the assignments given during the program:
<https://drive.google.com/file/d/1I3BwMdA9PHGFxW8h5A4XywkF6bfKB3jn/view>

Apprenticeship through student observations and supervised practice

- 30+ Hours of observation of ongoing student batches to understand how children of different age group work in an online Montessori environment
- 30+ Hours of Supervised practice along with a seasoned trainer in an ongoing student batch to get a glimpse of being a Montessori directress.

Evaluations

- A total of 8 external and 15 internal assessments to help you stay on track and become better at what you do.

What's the training journey?



What are the product offerings?

1. Live classes with a Master trainer in a batch of 3-5 students
2. Real School Montessori Kit worth Rs.18,000
3. Course Duration: 5 months.
4. Total engagement hours: 300 hrs
5. Certification in Montessori

S.no.	Engagement type	Engagement hours
1	Pre-Class learning	60+
2	In-Class live training	60+
3	Post-Class Assignments	60
4	Internal Mocks (by master trainers)	14
5	External Mocks (by evaluators)	6
6	Apprenticeship (Observations from classroom)	30+
7	Apprenticeship (Supervised practice)	30+
8	Internship (A batch for a month)	40

Fee Structure

We offer the training program at a fee of INR 59,000 which can be payed using any of the options given below

EMI Starts at **4,388/-** per month

0% interest rate

Sr. No	Material Name
1	Brown Stairs
2	Cylinder Blocks
3	Geometrical Solids
4	Knobless Cylinders
5	Decanomial Square
6	Spindle box
7	Constructive triangles
8	Pink Tower
9	Red, Blue and Grey Strips
10	Fraction Circle
11	Large and Small Number cards

Sr. No	Material Name
12	Number rods and Red Rods
13	Stamp Game Set
14	"Puzzle Map: 1X World Map, 1X India Map"
15	Base 10 block set
16	Printables of Golden Cubes, squares, hundreds, tens, ones
17	Sandpaper letters cursive
18	Bead stairs
19	Square Beads
20	Teen beads

You can find the detailed specifications of the Real School Montessori material in the annexure section of the brochure.

How does it compare to our competitors?

Parameters	eMaester	AMI teacher training	Asian College of teachers
Student -teacher ratio	<ul style="list-style-type: none"> • 1:5 • Online 	<ul style="list-style-type: none"> • 1:25 • Offline- 	<ul style="list-style-type: none"> • Video sessions, • Tutor assistance for doubts
Montessori Kit provided?	<ul style="list-style-type: none"> • Personal Kit worth Rs. 20,000/- 	<ul style="list-style-type: none"> • Available at center only 	<ul style="list-style-type: none"> • None
Duration of program	<ul style="list-style-type: none"> • 5 months (300 hrs) 	<ul style="list-style-type: none"> • 10 months 	<ul style="list-style-type: none"> • 8 months (120 hrs)
Job/Earning opportunities provided by institute	<ul style="list-style-type: none"> • Guaranteed on successful completion of program* 	<ul style="list-style-type: none"> • None • Only Diploma 	<ul style="list-style-type: none"> • None • Only Diploma
Cost	<ul style="list-style-type: none"> • Rs.59,000/- 	<ul style="list-style-type: none"> • Rs. 1,28,000/- 	<ul style="list-style-type: none"> • Rs.18,000/-
Mode of learning	<ul style="list-style-type: none"> • Theory lectures • Reading material and video resources • Supervised practice • Assignments • Observation • Teaching practice 	<ul style="list-style-type: none"> • Theory lectures • Demonstration lectures • Supervised practice • Assignment and albums • School observation and teaching practice • Care of the environment 	<ul style="list-style-type: none"> • Online videos/ Course material
Assessment	<ul style="list-style-type: none"> • Sign off's by course modules- • Internal and External evaluators • Finish apprenticeship hours 	<ul style="list-style-type: none"> • 90% Attendance • Assignment submissions • Finishing class observation hours • Supervised practice hours 	<ul style="list-style-type: none"> • Assignments

What happens after the course?

On the successful completion of the training program, you will be on-boarded as an intern and will be given a small batch of students to prove your mettle in a month. Upon the successful completion of the internship period, you will get a chance to become a part time trainer within the company wherein you will be training batches of students from Real School. You will receive an hourly remuneration for taking these classes.

After having spent sufficient time as a trainer, based on your performance you will get a chance to become a master trainer with us with increased remuneration and responsibilities. If you prove to be amongst the best of the master trainers, you can get a chance to become a full time development coach within the company.



The table below sums it all up:

Position	Earning opportunity	Approximate working duration
Intern	Rs.150/ hour	1 month
Montessori Directress	Rs.180/ hour	4-6 months
Senior/Master trainer	Rs.250/ hour	6-8 months
Development Coach	Full time opportunity	NA

FAQ's

1. Why should I do a Certification in Montessori?

- Growth and enhanced career opportunities in the field of Early education, especially Montessori schools.
- Enhanced understanding of child psychology and rearing which will be a life long learning
- Real impact in the world by being the Mentor of change.

2. What is the minimum qualification required for the course?

- Pursuing or Finished with a bachelor's degree program in any discipline
- Good English communication
- Should have a good internet connection, laptop and basic know-how of computers.

3. How long is the course?

- The course is 5 months long which includes the 1 month internship period.

4. Do I need to finish the course within 5 months?

- The validity of this course is 8 months and the course must be finished within this period

5. What is the split up of the total engagement hours in the program?

- Please refer to the table in the Product offerings section of this brochure.

6. Do I get a kit? What's in the kit?

- Please refer to the table in the Product offerings section of this brochure.

7. What's the cost of the kit?

- The kit itself costs 18,000.

8. Is the cost of the kit included in the fee?

- Yes, the cost of kit is included in the fees.

9. What will I learn in the course?

- Please refer to the "What will I learn" section in the brochure.

10. Do I get a certificate or diploma

- You will be receiving a "Certification in Montessori"

11. How many hours do I need to dedicate on a daily basis during the program?

- You will need to devote at least 3 hours in a day to have a fruitful experience.

12. Is this a Work from Home opportunity?

- We don't conduct written examinations but there are constant evaluations that will get conducted throughout the program to understand your readiness for a Certification. In overall, there will be more than 20 such evaluations throughout the program.

13. How will my training journey look like?

- Please refer to the section about training journey in the brochure.

14. What kind of support will I get during the training period?

- You will be having a dedicated Student manager and a master trainer to assist you throughout the course. Student Manager is going to help you with all the administrative and operational queries and the master trainer will help you with the course content, evaluations, assignments and training journey. Support will even extend to review of your classes and hand holding during your first few days in the internship.

15. How many kids will I be training after I get the internship?

- You will be taking a batch of max 5 kids during your internship.

16. How many hours will I need to train the kids during internship and afterwards?

- Each batch will be for 2 hrs from Monday to Friday .

17. Is this like a school?

- Yes, this program is curated like a day school.

18. Is this a guaranteed job opportunity?

- Job is guaranteed based on the performance in internship and assessments.

19. What is the compensation for the work like?

- Please refer to the section- “What after the course” in the brochure.

20. Is this a work from home opportunity?

- Yes, this is Work from home opportunity. You will become an online teacher for Montessori.

21. How will the organization ensure that I get students?

- eMaester is one of the products of Ufaber edutech private limited which enrolls 5000 students every month. Along with eMaester, Ufaber family includes IELTS NINJA, UPSC Pathshala, Real School. IELTS Ninja is one of the largest online training brands for IELTS with thousands of students enrolling every month.

22. Is it an Offline/ Online/ Hybrid course?

- It's an online course but a physical kit will be delivered at your address if you enroll.

23. Will the work offered after the training have flexible timings?

- As this program is curated for Day School requirements, the timings will be fixed.

24. What all do I get in the program package?

- Please refer to the section titled Product offerings in the brochure.

25. Can I get a job in any preschool with this course?

- Since Montessori directresses are sought for everywhere in the world, your chances of getting a job in a preschool do increase.

26. Will I be hired on part time or full time basis?

- Please check the section on “What after the course” in the brochure.

27. What is the payment cycle for trainers during internship and afterwards?

- You will be paid monthly via online transfer between 20 and 25th of every month based on the attendance which gets managed through our teach portal.

28. When is one not eligible for a refund?

- There will be no refund if you opt out of the course because of any of the following reasons:
 - Change of mind
 - Change of schedule of work/college
 - Unable to cope with the course
 - Unable to understand the language
 - Other personal reasons.

29. This course takes about 9 months, how are we going to complete it in 5 months?

- This is a Montessori inspired training. All the core principles are covered. The student has to spend 2-3 hrs everyday, so as to cover the content. The student need not prepare any folder for submission, since all the content is readily available.

About Emaester

Veteran educationist from IIT founded eMaester in 2015. eMaester seemed like a nearly impossible dream but is now a breathing reality. Together we are a group of Researchers, Linguists, Robotics Engineers and Sociology experts working on eMaester training programs.

eMaester is a curated program which helps the candidates connect their passion with purpose. A platform empowered by women , has seen rapid growth of our trainers into different roles within the organization.

eMaester currently has provided earning opportunities to 2400+ trainers

Founders



Rohit J
Co- founder



Anirudh S
Co- founder

eMaester



Bharat S
Program Head




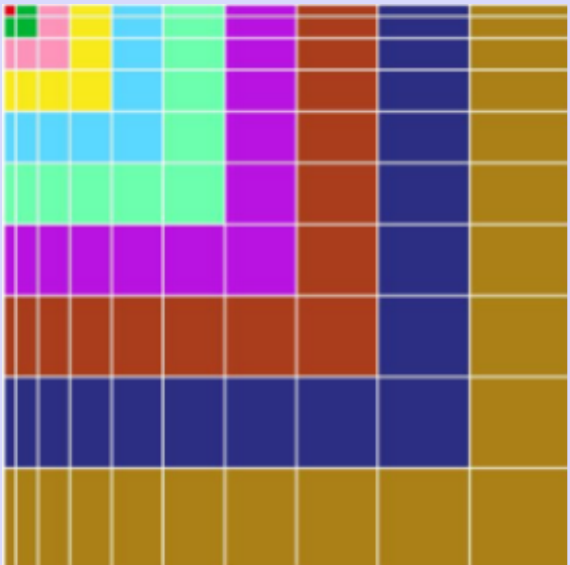
Rajini
Sr. Project Manager


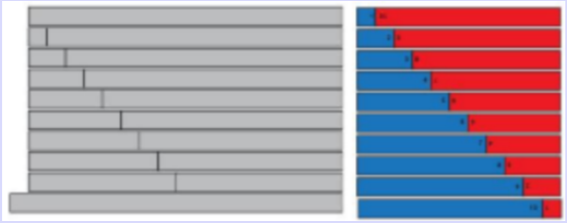
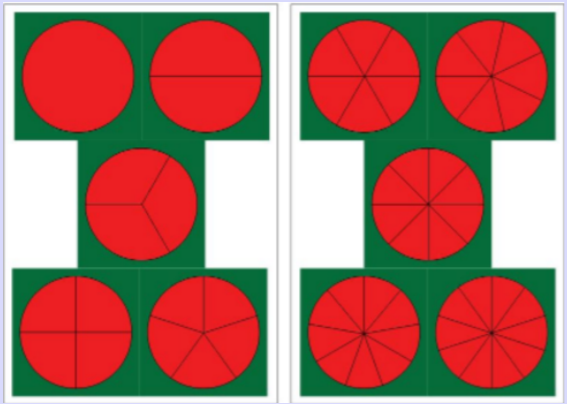



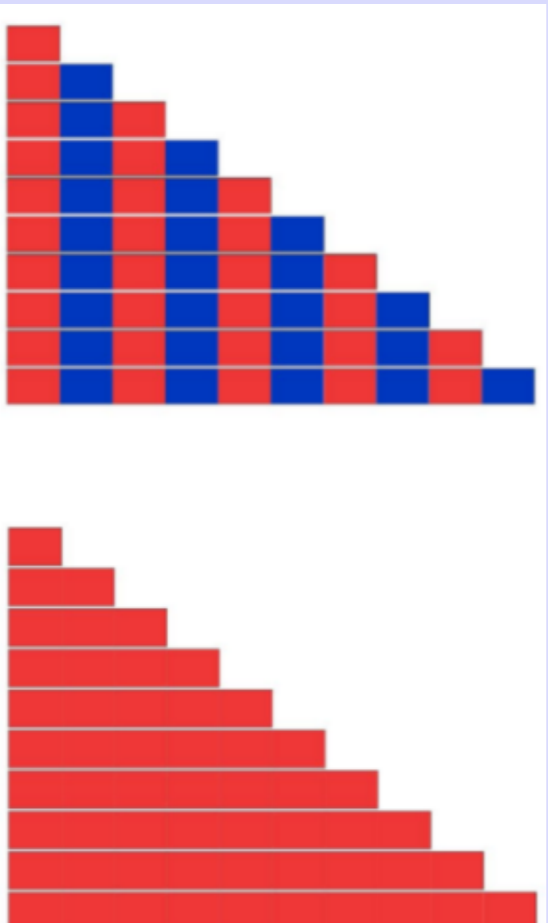
Sofiya G
Trainer Manager




Annexure

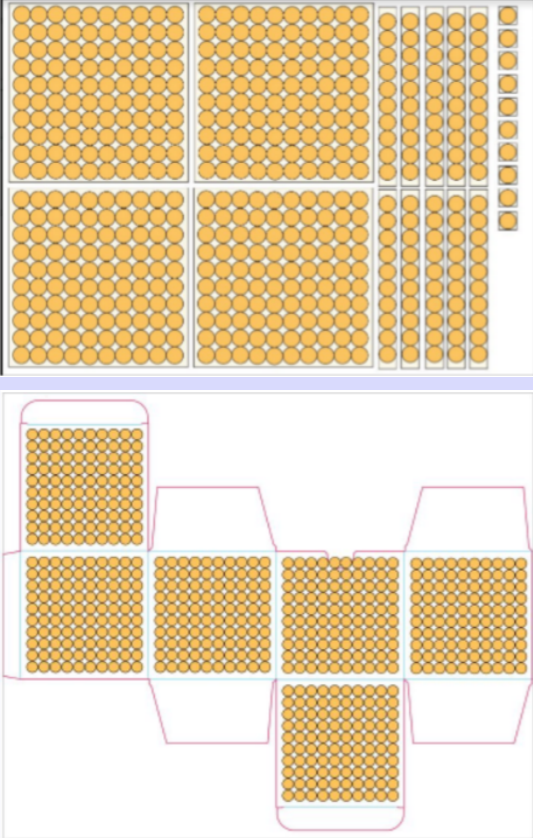


Material	Specifications	Description
<p>Brown stairs</p> 	<ul style="list-style-type: none"> • 10 prisms varying in size 1 cm to 10 cm in width & 20 cm in length 	<ul style="list-style-type: none"> • Visual discrimination of two dimensions: Length & Breadth. • Preparation for mathematics
<p>Cylinder Blocks Set</p> 	<ul style="list-style-type: none"> • 4 Cylinder blocks varying in 3 dimensions. 	<ul style="list-style-type: none"> • Visual discrimination of Dimensions length, Breadth & Height • Pincer grip: Preparation for writing.
<p>Knobless Cylinders</p> 	<ul style="list-style-type: none"> • 10 cylinders in each 4 variation 	<p>Learning Outcomes-</p> <ul style="list-style-type: none"> • Distinction between Diameter & Height • Bettering hand eye movement • Developing visual perception and dimensional skills
<p>Constructive Triangles</p> 	<ul style="list-style-type: none"> • Triangle sets with all possible variations 	<p>Learning Outcomes-</p> <ul style="list-style-type: none"> • To realize the function of the triangle as a “constructor”, also as a consequence, a divisor • Geometry and shapes

Material	Specifications	Description
<p>Spindle Box</p> 	<p>DIY partition Box with spindles</p>	<p>Learning Outcomes-</p> <ul style="list-style-type: none"> • Counting • The spindles show that a number can be made up of separate objects. • The concept of zero is introduced • There are no other symbols but 0 to 9.
<p>Geometrical Solids</p> 	<ul style="list-style-type: none"> • 10 X 3D geometrical shapes: Cube Cuboid Triangular Prism Triangular Pyramid Square Pyramid Cone Ellipsoid Ovoid Sphere Cylinder 	<p>Learning Outcomes-</p> <ul style="list-style-type: none"> • Refines Stereognostic Sense. • 3D Geometry and shapes
<p>Decanomial Square</p> 	<ul style="list-style-type: none"> • Dimensional Squares & rectangles to create a 55*55 cm square. 	<p>Learning Outcomes-</p> <ul style="list-style-type: none"> • Discrimination of color, size & shape. • Preparation for math-Squaring.

Material	Specifications	Description
<p>Pink Tower</p> 	<ul style="list-style-type: none"> • Cube Blocks Template X10 differentiated with a common length measurement 	<p>Learning Outcomes-</p> <ul style="list-style-type: none"> • Develop the child's awareness of size difference -3D • Trains both the eye and the hand to distinct and compare between Big & Small
<p>Red, Blue and Grey Strips</p> 	<ul style="list-style-type: none"> • Gray strips: 1-18 • Blue strips: 1-9 • Red Strips 1-9 	<ul style="list-style-type: none"> • Part of Addition & Subtraction strip board used for abstract memorisation of combinations.
<p>Fraction circle</p> 	<ul style="list-style-type: none"> • 10 circles in different fractions starting from whole, half, one third till one tenth 	<p>Learning Outcomes-</p> <ul style="list-style-type: none"> • Learn concept & Notation of Fractions. • Exploration of Equivalency among fractions
<p>SKITTLES & COUNTERS</p> 	<ul style="list-style-type: none"> • Green Doll skittles:20 • Red counters:100 Nos • Green counters:100 nos 	<ul style="list-style-type: none"> •Part of the Multiplication & Division board.

Material	Specifications	Description																																																																																										
<p>Large Number cards</p> <table border="1" data-bbox="199 528 556 899"> <tr><td>1</td><td>1</td><td>0</td><td>1</td><td>0</td><td>0</td><td>1</td><td>0</td><td>0</td><td>0</td></tr> <tr><td>2</td><td>2</td><td>0</td><td>2</td><td>0</td><td>0</td><td>2</td><td>0</td><td>0</td><td>0</td></tr> <tr><td>3</td><td>3</td><td>0</td><td>3</td><td>0</td><td>0</td><td>3</td><td>0</td><td>0</td><td>0</td></tr> <tr><td>4</td><td>4</td><td>0</td><td>4</td><td>0</td><td>0</td><td>4</td><td>0</td><td>0</td><td>0</td></tr> <tr><td>5</td><td>5</td><td>0</td><td>5</td><td>0</td><td>0</td><td>5</td><td>0</td><td>0</td><td>0</td></tr> <tr><td>6</td><td>6</td><td>0</td><td>6</td><td>0</td><td>0</td><td>6</td><td>0</td><td>0</td><td>0</td></tr> <tr><td>7</td><td>7</td><td>0</td><td>7</td><td>0</td><td>0</td><td>7</td><td>0</td><td>0</td><td>0</td></tr> <tr><td>8</td><td>8</td><td>0</td><td>8</td><td>0</td><td>0</td><td>8</td><td>0</td><td>0</td><td>0</td></tr> <tr><td>9</td><td>9</td><td>0</td><td>9</td><td>0</td><td>0</td><td>9</td><td>0</td><td>0</td><td>0</td></tr> </table>	1	1	0	1	0	0	1	0	0	0	2	2	0	2	0	0	2	0	0	0	3	3	0	3	0	0	3	0	0	0	4	4	0	4	0	0	4	0	0	0	5	5	0	5	0	0	5	0	0	0	6	6	0	6	0	0	6	0	0	0	7	7	0	7	0	0	7	0	0	0	8	8	0	8	0	0	8	0	0	0	9	9	0	9	0	0	9	0	0	0	<ul style="list-style-type: none"> Place Value Number Cards Large Number Cards- 1000-9000 Cards 100-900 Cards 10-90 Cards 1-9 Cards 	<p>Learning Outcomes-</p> <ul style="list-style-type: none"> Place Value system Decimal Operations- Addition, Subtraction, Multiplication & Division
1	1	0	1	0	0	1	0	0	0																																																																																			
2	2	0	2	0	0	2	0	0	0																																																																																			
3	3	0	3	0	0	3	0	0	0																																																																																			
4	4	0	4	0	0	4	0	0	0																																																																																			
5	5	0	5	0	0	5	0	0	0																																																																																			
6	6	0	6	0	0	6	0	0	0																																																																																			
7	7	0	7	0	0	7	0	0	0																																																																																			
8	8	0	8	0	0	8	0	0	0																																																																																			
9	9	0	9	0	0	9	0	0	0																																																																																			
<p>Small Number Cards</p> <table border="1" data-bbox="199 1101 556 1507"> <tr><td>1</td><td>1</td><td>0</td><td>1</td><td>0</td><td>0</td><td>1</td><td>0</td><td>0</td><td>0</td></tr> <tr><td>2</td><td>2</td><td>0</td><td>2</td><td>0</td><td>0</td><td>2</td><td>0</td><td>0</td><td>0</td></tr> <tr><td>3</td><td>3</td><td>0</td><td>3</td><td>0</td><td>0</td><td>3</td><td>0</td><td>0</td><td>0</td></tr> <tr><td>4</td><td>4</td><td>0</td><td>4</td><td>0</td><td>0</td><td>1</td><td>0</td><td>0</td><td>0</td></tr> <tr><td>5</td><td>5</td><td>0</td><td>5</td><td>0</td><td>0</td><td>2</td><td>0</td><td>0</td><td>0</td></tr> <tr><td>6</td><td>6</td><td>0</td><td>6</td><td>0</td><td>0</td><td>3</td><td>0</td><td>0</td><td>0</td></tr> <tr><td>7</td><td>7</td><td>0</td><td>7</td><td>0</td><td>0</td><td>1</td><td>0</td><td>0</td><td>0</td></tr> <tr><td>8</td><td>8</td><td>0</td><td>8</td><td>0</td><td>0</td><td>2</td><td>0</td><td>0</td><td>0</td></tr> <tr><td>9</td><td>9</td><td>0</td><td>9</td><td>0</td><td>0</td><td>3</td><td>0</td><td>0</td><td>0</td></tr> </table>	1	1	0	1	0	0	1	0	0	0	2	2	0	2	0	0	2	0	0	0	3	3	0	3	0	0	3	0	0	0	4	4	0	4	0	0	1	0	0	0	5	5	0	5	0	0	2	0	0	0	6	6	0	6	0	0	3	0	0	0	7	7	0	7	0	0	1	0	0	0	8	8	0	8	0	0	2	0	0	0	9	9	0	9	0	0	3	0	0	0	<ul style="list-style-type: none"> Small Number Cards- 1000-3000 Cards X 3 100-900 Cards 10-90 Cards 1-9 Cards 	<p>Learning Outcomes-</p> <ul style="list-style-type: none"> Place Value system Decimal Operations- Addition, Subtraction, Multiplication & Division
1	1	0	1	0	0	1	0	0	0																																																																																			
2	2	0	2	0	0	2	0	0	0																																																																																			
3	3	0	3	0	0	3	0	0	0																																																																																			
4	4	0	4	0	0	1	0	0	0																																																																																			
5	5	0	5	0	0	2	0	0	0																																																																																			
6	6	0	6	0	0	3	0	0	0																																																																																			
7	7	0	7	0	0	1	0	0	0																																																																																			
8	8	0	8	0	0	2	0	0	0																																																																																			
9	9	0	9	0	0	3	0	0	0																																																																																			
<p>Number rods and Red Rods</p> 	<ul style="list-style-type: none"> 10 strips alternating in red & blue. 10 Red strips 	<ul style="list-style-type: none"> To introduce the concept of numeration. Visual discrimination on one dimension: Length 																																																																																										

Material	Specifications	Description
<p>Stamp Game Set</p> 	<ul style="list-style-type: none"> • A mathematical tool set with ones, tens, hundreds and thousands tags 45 each to calculate arithmetic operations. 	<p>Learning Outcomes-</p> <ul style="list-style-type: none"> • Learning Arithmetic operations of addition, Subtraction, Multiplication and Division • Clear understanding of Place value
<p>"Puzzle Map</p> 	<ul style="list-style-type: none"> • 1X World Map • 1X India Map 	<p>Learning Outcomes-</p> <ul style="list-style-type: none"> • Visual recognition of Continents, Oceans, Hemispheres • Bettering hand eye movement • Developing visual perception and dimensional skills. • Study of Geography
<p>Base 10 block set</p> 	<ul style="list-style-type: none"> • 2 thousand cubes • 10 Hundred squares • 10 bars of 10 • 100 cubes of units 	<ul style="list-style-type: none"> • Concrete representation of Decimal System

Material	Specifications	Description
<p>Printables of Golden Cubes, squares, hundreds, tens, ones</p> 	<ul style="list-style-type: none"> • Printables of 100,10 & Units • Printables of 1000 	<ul style="list-style-type: none"> • Concrete representation of Decimal System
<p>Sandpaper letters cursive</p> 	<ul style="list-style-type: none"> • 26 cards of Sandpaper punched letters from a-z. 	<p>Learning Outcomes-</p> <ul style="list-style-type: none"> • Practicing the shape of letters. • Differentiating vowels and consonants
<p>Bead stairs</p> 	<ul style="list-style-type: none"> • 1-5 White beads • 6-9 white and black beads 	<ul style="list-style-type: none"> • Part of addition and subtraction snake game reinforcing the concept of addition & Subtraction

Material	Specifications	Description
<p>Square Beads</p> 	<ul style="list-style-type: none"> • Make a square pyramid with bead squares when arranged in <ul style="list-style-type: none"> Golden square Dark blue square Brown square White square Purple Square Light Blue Square Yellow Square Pink Square Green Square 	<p>Learning Outcomes-</p> <ul style="list-style-type: none"> • Learn traditional Counting with bead square • Introduction to square root.
<p>Teen beads</p> 	<ul style="list-style-type: none"> • Coloured Bead Chains in the order- <ul style="list-style-type: none"> Red Green Pink Yellow Blue Purple White Brown Dark Blue Golden 	<p>Learning Outcomes-</p> <ul style="list-style-type: none"> • Learn Counting with color distinction • Learning Teens-11-19